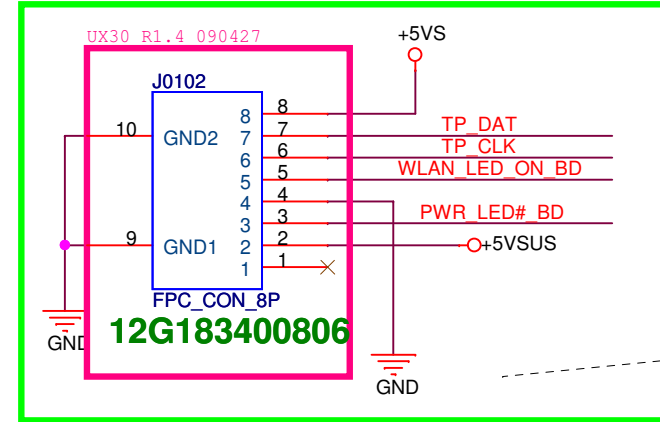
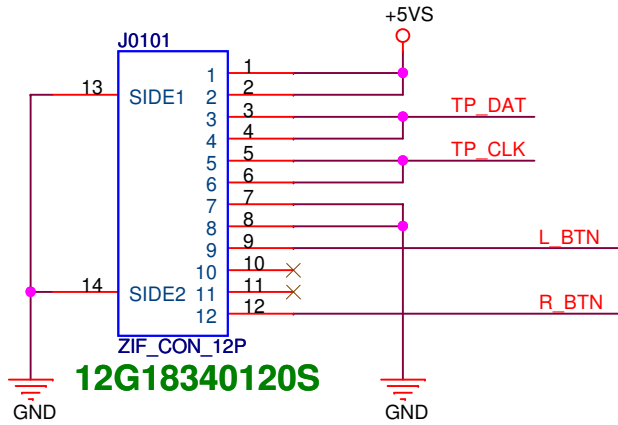
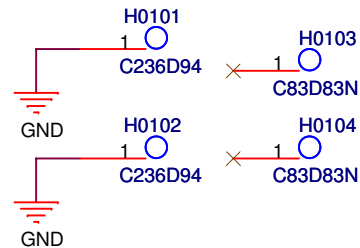
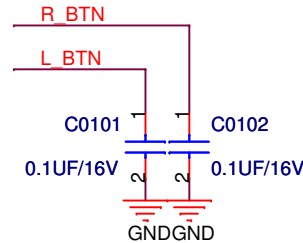
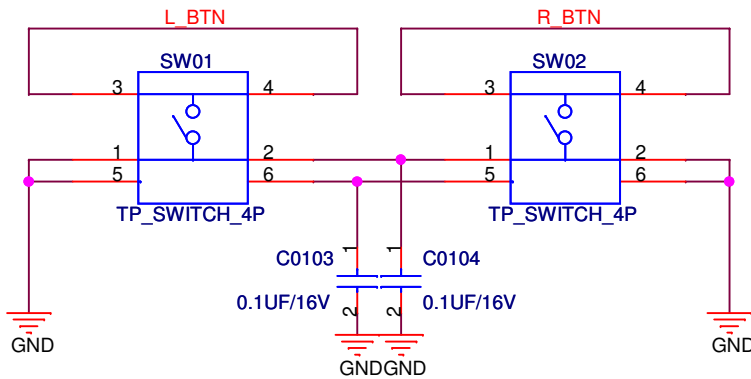


TOUCH PAD CONN

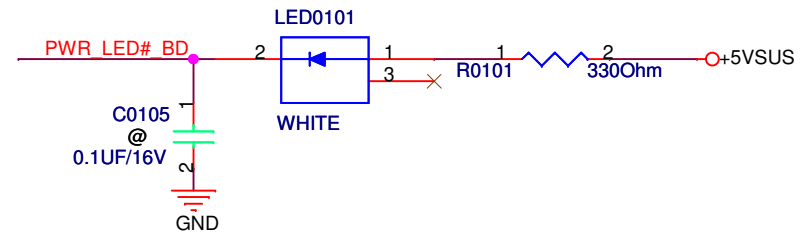
MB CONN



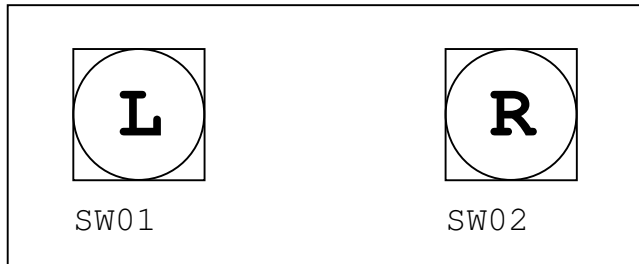
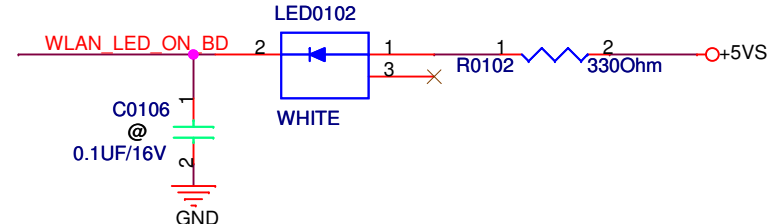
R1.1 on 090327



POWER LED



WireLess/BT LED



ASUS		Title : E30 TOUCH PAD	
ASUSTeK COMPUTER INC. NB1		Engineer:	
Size A	Project Name UX30 TOUCH PAD BD		Rev 1.2
Date: Wednesday, May 06, 2009	Sheet 1 of 2		

UX30 TOUCH PAD BD R1.1 Change List

- 1. Change J0102 from 6 pin to 8 pin and change pin define for PM spec change
- 2. Add LED0101 and R0101 for PM spec change
- 3. Add LED0102 and R0102 for PM spec change



Title : HISTORY

<OrgName>

Engineer: Uei Lee & Hacken

Size

B

Project Name

UX30 TOUCH PAD BD

Rev

1.2

Date: Tuesday, April 28, 2009

Sheet 2 of 2